

WDF ASIA-PACIFIC CUP XV 2010 TOKYO

Champions	Australia
2nd	Japan
3rd	New Zealand
4th	Hong Kong
5th	Korea

TEAM:
1st Australia
2nd Japan
Joint 3rd Hong Kong
New Zealand

WOMEN'S DOUBLES:
1st Australia Corrine Hammond / Lavinia Hogg
2nd New Zealand Jannette Jonathan / Mihi Pike
Joint 3rd Hong Kong Nam Wan / Anna Ho
Japan Mayumi Ouchi / Naoko Komine

MEN'S DOUBLES:
1st Australia Anthony Fleet / Geoff Kime
2nd Hong Kong Royden Lam / Scott Mackenzie
Joint 3rd Australia Kyle Anderson / Beau Anderson
Japan Atsushi Takeuchi / Morihiro Hashimoto
Joint 5th Korea Yoon Seok Yeo / Byung Koo Kang
New Zealand Rob Szabo / Koha Kokiri
Korea Hyun Chul Park / Seong Hoo Back
Japan Taro Yachi / Kenichi Ajiki

WOMEN'S SINGLES:
1st New Zealand Jannette Jonathan
2nd Japan Naoko Komine
Joint 3rd Australia Corrine Hammond
Japan Mayumi Ouchi
Joint 5th Korea Min Jeong Kim
Hong Kong Nam Wan
New Zealand Mihi Pike
Australia Lavinia Hogg

MEN'S SINGLES:
1st New Zealand Koha Kokiri
2nd Japan Morihiro Hashimoto
Joint 3rd New Zealand Rob Szabo
Australia Anthony Fleet
Joint 5th Japan Atsushi Takeuchi
Hong Kong Royden Lam
Japan Kenichi Ajiki
Australia Beau Anderson
Joint 9th Hong Kong Stephen Tam
New Zealand Bernie Smith
Japan Taro Yachi
Korea Seong Hoo Back
Australia Kyle Anderson
Australia Geoff Kime
Hong Kong Scott Mackenzie
Korea Hyun Chul Park

WDF ASIA-PACIFIC CUP XV 2010 TOKYO

Points Allocation Chart

Place	Country	Team	Men's Doub.		Women Doub.	Men's Singles				Women Sing.		Points
			A	B		A	B	C	D	A	B	
1	AUSTRALIA	48	22	48	48	22	12	12	16	16	22	266
2	JAPAN	32	16	22	22	16	12	32	16	32	22	222
3	NEW ZEALAND	22	2	16	32	2	12	48	22	16	48	220
4	HONG KONG	22	32	0	22	12	0	12	16	16	0	132
5	KOREA	0	16	16	0	12	12	0	0	0	16	72

Points: 1st - 48; 2nd - 32; Joint 3rd - 22; Joint 5th - 16; Joint 9th - 12; 2 points per win in round-robin for non-qualifiers

WDF ASIA-PACIFIC CUP XV 2010 TOKYO

Players' Statistics

Country	Player	Ave.	Ton	180	Best		G a m e s :					
					Leg	Out	Sing	High	Team	Doubles		Singles
							P	W	P	W	P	W
AUSTRALIA	Anthony Fleet	26.58	120	5	12	161	6	6	7	7	7	4
AUSTRALIA	Beau Anderson	26.90	95	7	14	119	6	6	6	3	6	5
AUSTRALIA	Corrine Hammond	20.98	50	2	14	116	6	6	7	7	6	4
AUSTRALIA	Kyle Anderson	25.57	89	1	14	120	6	6	6	3	5	3
AUSTRALIA	Lavinia Hogg	19.59	40	1	16	82	6	6	7	7	5	3
AUSTRALIA	Geoff Kime	25.88	65	8	15	65	6	6	7	7	5	2
HONG KONG	Royden Lam	26.64	99	11	11	156	5	1	7	6	6	4
HONG KONG	Scott Mackenzie	25.33	90	2	14	104	5	1	7	6	5	2
HONG KONG	Joe Tan	18.77	27	0	19	75	5	1	4	0	4	0
HONG KONG	Stephen Tam	22.06	42	1	16	92	5	1	4	0	5	1
HONG KONG	Nam Wan	16.78	33	0	21	112	5	1	5	1	5	2
HONG KONG	Anna Ho	15.46	10	0	100	84	5	1	5	1	4	0
JAPAN	Atsushi Takeuchi	24.57	83	4	13	93	6	4	6	3	7	5
JAPAN	Morihiro Hashimoto	26.70	93	6	14	96	6	4	6	3	8	7
JAPAN	Taro Yachi	22.88	60	1	16	99	6	4	5	2	5	2
JAPAN	Kenichi Ajiki	25.13	62	6	17	130	6	4	5	2	5	2
JAPAN	Mayumi Ouchi	18.39	46	1	15	89	6	4	5	2	6	3
JAPAN	Naoko Komine	20.43	56	3	15	104	6	4	5	2	7	6
KOREA	Seong Hoo Back	22.44	57	1	14	100	4	0	5	1	5	1
KOREA	Hyun Chul Park	23.00	68	1	16	156	4	0	5	1	5	2
KOREA	Yoon Seok Yeo	19.36	32	0	19	68	4	0	5	1	3	0
KOREA	Byung Koo Kang	21.51	30	0	18	72	4	0	5	1	4	0
KOREA	Min Jeong Kim	13.80	11	0	24	73	4	0	4	0	5	1
KOREA	Hyang Sook Kwon	15.14	12	0	100		4	0	4	0	5	0
NEW ZEALAND	Bernie Smith	23.32	54	3	16	94	5	2	4	1	5	3
NEW ZEALAND	Rob Szabo	25.16	70	2	16	129	5	2	5	3	7	4
NEW ZEALAND	Jannette Jonathan	20.32	57	2	17	127	5	2	6	4	7	7
NEW ZEALAND	Koha Kokiri	26.05	65	8	11	96	5	2	5	3	8	7
NEW ZEALAND	Mihi Pike	17.47	28	0	23	46	5	2	6	4	5	1
NEW ZEALAND	Greg Moss	23.62	44	1	15	118	5	2	4	1	4	1

WDF ASIA-PACIFIC CUP XV 2010 TOKYO

Best Results

Best Team Game			Darts:	30
	Australia	Anthony Fleet Beau Anderson Corrine Hammond Kyle Anderson Lavinia Hogg Geoff Kime		
Best Doubles				
Men:			Darts:	13
	Japan	Taro Yachi Kenichi Ajiki		
Women:			Darts:	16
	Australia	Corrine Hammond Lavinia Hogg		
Best Singles				
Men:			Darts:	11
	Hong Kong	Royden Lam		
	New Zealand	Koha Kokiri		
Women:			Darts:	14
	Australia	Corrine Hammond		
Best Average				
Men:	Australia	Beau Anderson		26.9
Women:	Australia	Corrine Hammond		20.98
High-Out				
Men:				161
	Australia	Anthony Fleet		
Women:				127
	New Zealand	Jannette Jonathan		

WDF ASIA-PACIFIC CUP XV TOKYO 2010

TEAM EVENT									
	Country	1	2	3	4	5		Total	Place
1	AUSTRALIA		1 3-1	1 3-0	1 3-1	1 3-0		4 12-2	1
2	NEW ZEALAND	0 1-3		0 0-3	1 3-2	1 3-0		2 7-8	3
3	JAPAN	0 0-3	1 3-0		1 3-2	1 3-0		3 9-5	2
4	HONG KONG	0 1-3	0 2-3	0 2-3		1 3-0		1 8-9	4
5	KOREA	0 0-3	0 0-3	0 0-3	0 0-3			0 0-12	5

Non-qualifiers: 2 points for each game won.

WDF ASIA-PACIFIC CUP XV TOKYO 2010

MEN'S DOUBLES - A

	Country	1	2	3	4	5	Total	Place
1	AUSTRALIA Kyle Anderson Beau Anderson		1 3-0	0 1-3	0 2-3	1 3-2	2 9-8	3
2	NEW ZEALAND Bernie Smith Greg Moss	0 0-3		0 1-3	0 2-3	1 3-2	1 6-11	5
3	JAPAN Taro Yachi Kenichi Ajiki	1 3-1	1 3-1		0 1-3	0 2-3	2 9-8	2
4	HONG KONG Royden Lam Scott Mackenzie	1 3-2	1 3-2	1 3-1		1 3-2	4 12-7	1
5	KOREA Hyun Chul Park Seong Hoo Back	0 2-3	0 2-3	1 3-2	0 2-3		1 9-11	4

Non-qualifiers: 2 points for each game won.

WDF ASIA-PACIFIC CUP XV TOKYO 2010

MEN'S DOUBLES - B

	Country	1	2	3	4	5	Total	Place
1	AUSTRALIA Anthony Fleet Geoff Kime		1 3-2	1 3-1	1 3-0	1 3-1	4 12-4	1
2	NEW ZEALAND Rob Szabo Koha Kokiri	0 2-3		1 3-1	1 3-0	1 3-0	3 11-4	2
3	JAPAN Atsushi Takeuchi Morihiro Hashimoto	0 1-3	0 1-3		1 3-0	1 3-1	2 8-7	3
4	HONG KONG Joe Tan Stephen Tam	0 0-3	0 0-3	0 0-3		0 2-3	0 2-12	5
5	KOREA Yoon Seon Yeo Byung Koo Kang	0 1-3	0 0-3	0 1-3	1 3-2		1 5-11	4

Non-qualifiers: 2 points for each game won.

WDF ASIA-PACIFIC CUP XV TOKYO 2010

WOMEN'S DOUBLES

	Country	1	2	3	4	5	Total	Place
1	AUSTRALIA Corrine Hammond Lavinia Hogg		1 3-1	1 3-2	1 3-2	1 3-0	4 12-5	1
2	NEW ZEALAND Jannette Jonathan Mihi Pike	0 1-3		1 3-0	1 3-0	1 3-0	3 10-3	2
3	JAPAN Mayumi Ouchi Naoko Komine	0 2-3	0 0-3		1 3-1	1 3-1	2 8-8	3
4	HONG KONG Nam Wan Anna Ho	0 2-3	0 0-3	0 1-3		1 3-2	1 6-11	4
5	KOREA Min Jeong Kim Hynag Sook Kwon	0 0-3	0 0-3	0 1-3	0 2-3		0 3-12	5

Non-qualifiers: 2 points for each game won.

WDF ASIA-PACIFIC CUP XV TOKYO 2010

MEN'S SINGLES - A

	Country	1	2	3	4	5	Total	Place
1	AUSTRALIA Anthony Fleet		0 1-3	0 0-3	1 3-0	1 3-0	2 7-6	2
2	NEW ZEALAND Greg Moss	1 3-1		0 1-3	0 1-3	0 1-3	1 6-10	5
3	JAPAN Atsushi Takeuchi	1 3-0	1 3-1		1 3-2	1 3-2	4 12-5	1
4	HONG KONG Scott Mackenzie	0 0-3	1 3-1	0 2-3		1 3-2	2 8-9	3
5	KOREA Seong Hoo Back	0 0-3	1 3-1	0 2-3	0 2-3		1 7-10	4

Non-qualifiers: 2 points for each game won.

WDF ASIA-PACIFIC CUP XV TOKYO 2010

MEN'S SINGLES - B

	Country	1	2	3	4	5	Total	Place
1	AUSTRALIA Kyle Anderson		1 3-0	1 3-0	1 3-1	0 2-3	3 11-4	1
2	NEW ZEALAND Bernie Smith	0 0-3		1 3-2	1 3-0	1 3-1	3 9-6	2
3	JAPAN Taro Yachi	0 0-3	0 2-3		1 3-0	1 3-1	2 8-7	3
4	HONG KONG Joe Tan	0 1-3	0 0-3	0 0-3		0 1-3	0 2-12	5
5	KOREA Hyun Chul Park	1 3-2	0 1-3	0 1-3	1 3-1		2 8-9	4

Non-qualifiers: 2 points for each game won.

WDF ASIA-PACIFIC CUP XV TOKYO 2010

MEN'S SINGLES - C

	Country	1	2	3	4	5	Total	Place
1	AUSTRALIA Geoff Kime		0 1-3	0 2-3	1 3-0	1 3-0	2 9-6	3
2	NEW ZEALAND Koha Kokiri	1 3-1		0 0-3	1 3-1	1 3-0	3 9-5	2
3	JAPAN Morihiro Hashimoto	1 3-2	1 3-0		1 3-1	1 3-1	4 12-4	1
4	HONG KONG Stephen Tam	0 0-3	0 1-3	0 1-3		1 3-1	1 5-10	4
5	KOREA Byung Koo Kang	0 0-3	0 0-3	0 1-3	0 1-3		0 2-12	5

Non-qualifiers: 2 points for each game won.

WDF ASIA-PACIFIC CUP XV TOKYO 2010

MEN'S SINGLES - D

	Country	1	2	3	4	5	Total	Place
1	AUSTRALIA Beau Anderson		1 3-1	1 3-2	1 3-1	1 3-0	4 12-4	1
2	NEW ZEALAND Rob Szabo	0 1-3		1 3-1	0 1-3	1 3-2	2 8-9	3
3	JAPAN Kenichi Ajiki	0 2-3	0 1-3		0 2-3	1 3-1	1 8-10	4
4	HONG KONG Royden Lam	0 1-3	1 3-1	1 3-2		1 3-1	3 10-7	2
5	KOREA Yoon Seon Yeo	0 0-3	0 2-3	0 1-3	0 1-3		0 4-12	5

Non-qualifiers: 2 points for each game won.

WDF ASIA-PACIFIC CUP XV TOKYO 2010

WOMEN'S SINGLES - A

	Country	1	2	3	4	5	Total	Place
1	AUSTRALIA Lavinia Hogg		1 3-1	0 1-3	1 3-1	1 3-0	3 10-5	2
2	NEW ZEALAND Mihi Pike	0 1-3		0 0-3	0 0-3	1 3-0	1 4-9	4
3	JAPAN Naoko Komine	1 3-1	1 3-0		1 3-0	1 3-0	4 12-1	1
4	HONG KONG Nam Wan	0 1-3	1 3-0	0 0-3		1 3-0	2 7-6	3
5	KOREA Hynag Sook Kwon	0 0-3	0 0-3	0 0-3	0 0-3		0 0-12	5

Non-qualifiers: 2 points for each game won.

WDF ASIA-PACIFIC CUP XV TOKYO 2010

WOMEN'S SINGLES - B

	Country	1	2	3	4	5	Total	Place
1	AUSTRALIA Corrine Hammond		0 2-3	1 3-1	1 3-0	1 3-0	3 11-4	2
2	NEW ZEALAND Jannette Jonathan	1 3-2		1 3-0	1 3-0	1 3-0	4 12-2	1
3	JAPAN Mayumi Ouchi	0 1-3	0 0-3		1 3-0	1 3-1	2 7-7	3
4	HONG KONG Anna Ho	0 0-3	0 0-3	0 0-3		0 0-3	0 0-12	5
5	KOREA Min Jeong Kim	0 0-3	0 0-3	0 1-3	1 3-0		1 4-9	4

Non-qualifiers: 2 points for each game won.

TEAM EVENT

Semi-Finals

Finals

1 **Australia**

4 **Hong Kong**

2 **Japan**

3 **New Zealand**

Australia

3-2

Japan

3-0

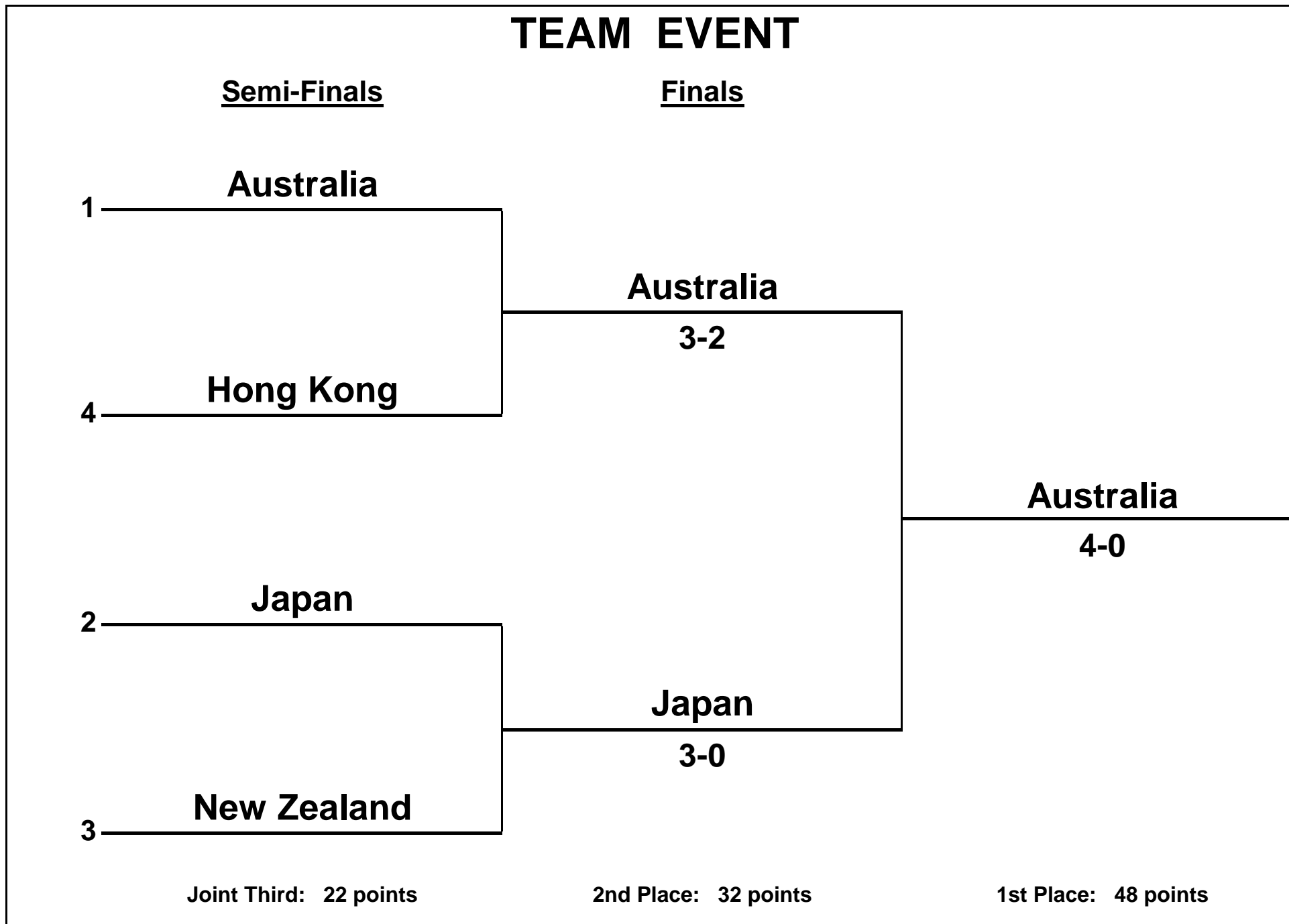
Australia

4-0

Joint Third: 22 points

2nd Place: 32 points

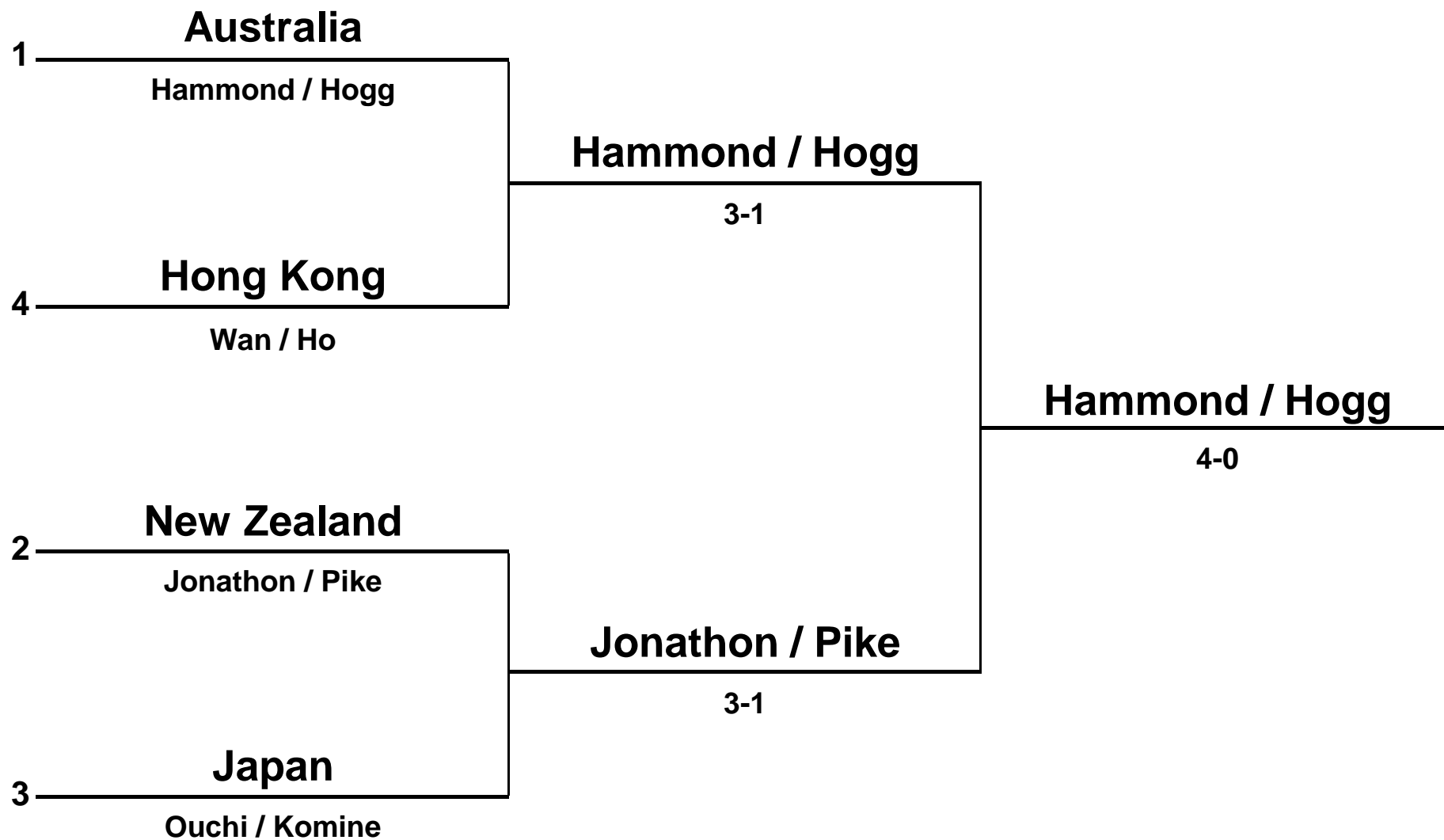
1st Place: 48 points



WOMEN'S DOUBLES

Semi-Finals

Finals

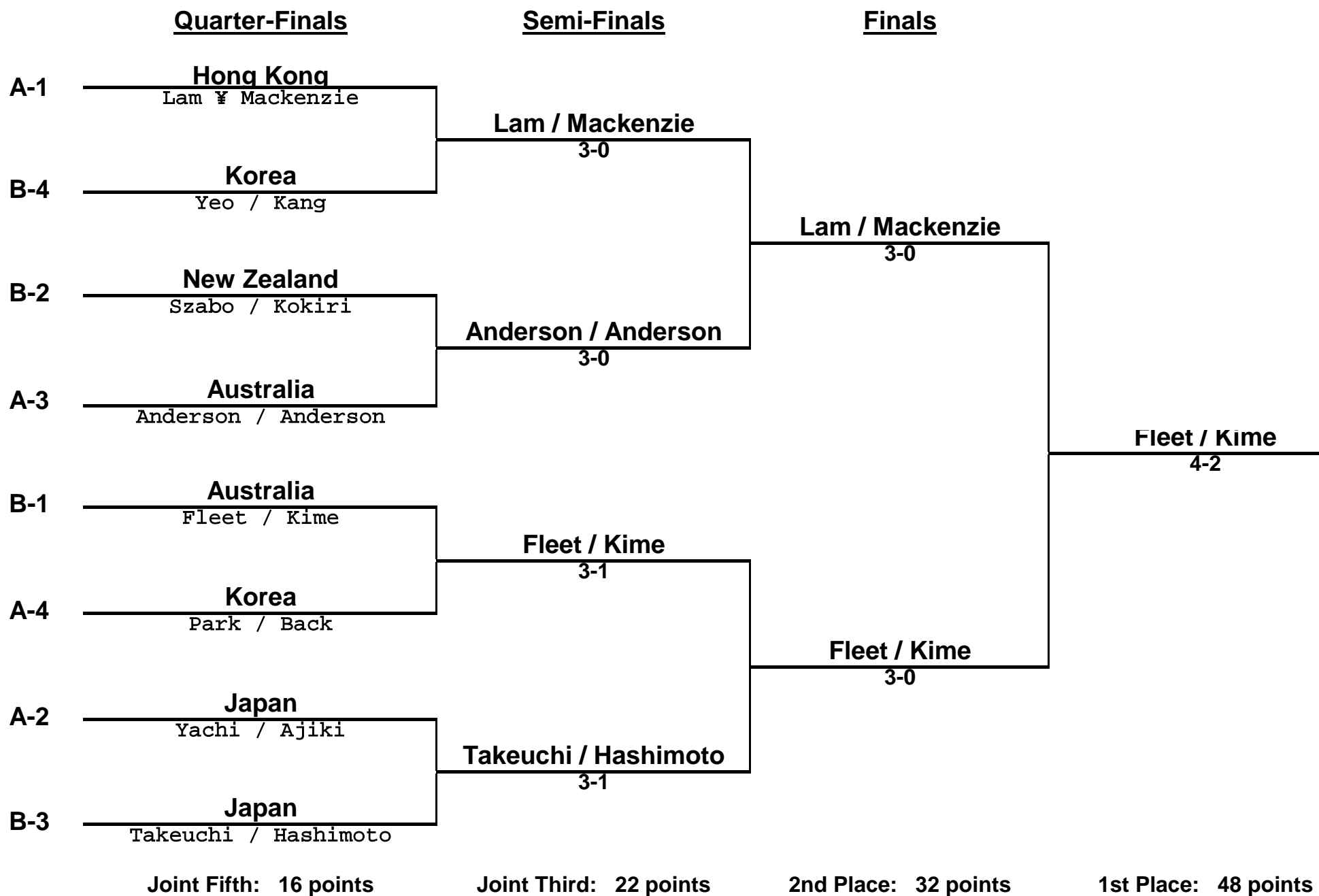


Joint Third: 22 points


2nd Place: 32 points

1st Place: 48 points

MEN'S DOUBLES



WOMEN'S SINGLES



MEN'S SINGLES

